



### Session 1 (Introduction of Mandarin Tone & Target sounds: 'z' and 'zh')

Stage	Stage Aim	Procedure	Interaction & Timing	Teacher Tips
1. Lead- in	<p>To generate students' interest in today's topic</p> <p>To check students' performances of the target sounds</p>	<p>Students will be asked to read a tongue twister which contains the target sounds (剛往窗上糊字(zì)紙(zhǐ), 妳就隔著窗戶撕字紙, 壹次撕下橫字紙, 壹次撕下豎字紙, 橫豎兩次撕了四十四張(zhāng)濕字紙! 是字紙妳就撕字紙, 不是字紙, 妳就不要胡亂地撕壹地紙。).</p> <div style="text-align: center;">  <p>(Picture retrieved from: <a href="http://www.lizhi.fm/36042259/2636837">http://www.lizhi.fm/36042259/2636837</a>)</p> </div> <p>Students will be asked to read by themselves firstly. Students then will be asked to work in pairs.</p> <p>Each student will read the tongue twister once and then find the difficult sound(s) and tone(s) for them.</p> <p>The teacher then will share the sounds and tones that they found and read the tongue twister.</p>	<p>S - S T - WC</p> <p>5 - 7 mins</p>	
2. Mispronunciation Discovery	<p>To guide students to do corpus search</p> <p>To guide students</p>	<p>The teacher will give a brief introduction about the Spoken Corpus of Hong Kong Mandarin.</p> <p>The teacher then will use the search function of the corpus to show students the mispronunciations of the target sounds and</p>	<p>T - WC</p> <p>10 mins</p>	

	to discover the mispronunciations of the target features made by the samples in the corpus	<p>tones.</p> <p>The students will listen to the selected recordings of the samples in the corpus and discover the mispronunciations. (Recordings of Speaker 1, and 5 will be used for students to discover the mispronunciations that Hong Kong speakers made.)</p>		
3. Explicit form-focused Instruction	To clarify and teach students the correct pronunciation of the target sounds	<p>The teacher will give a brief introduction of the tone pitch of Mandarin tones using the teaching materials to demonstrate the 5 tones (<a href="https://corpus.eduhk.hk/mandarin_pronunciation/?page_id=33">https://corpus.eduhk.hk/mandarin_pronunciation/?page_id=33</a>).</p> <p>The teacher will show the place of articulation of the target sounds using the materials in the Mandarin corpus (<a href="https://corpus.eduhk.hk/mandarin_pronunciation/?page_id=39">https://corpus.eduhk.hk/mandarin_pronunciation/?page_id=39</a>).</p> <p>The teacher then will give instructions of different aspects of articulation of the target consonants with exaggerated models and show students the different samples from Beijing and Taiwan.</p> <p>Students will be asked to read after the samples, pronounce words which contain target sounds with different tones one by one and receive feedback from the teacher.</p> <p>The teacher will ask 5-10 questions based on the samples and resources in the corpus. If the students feel the answer is yes, they put up the green card. If the students feel the answer is no, they</p>	<p>T - WC</p> <p>T - S</p> <p>20 - 25 mins</p>	

		put up the red card.		
4. Pronunciation Focused Task 1 (Reading aloud)	To give students the opportunity to produce the target sounds	<p>Students will work in pairs.</p>  <p><i>(Picture retrieved from: <a href="https://bestbrains.com/article/think-pair-share-does-it-work">https://bestbrains.com/article/think-pair-share-does-it-work</a>)</i></p> <p>One student will read the words in Worksheet 1.</p> <p>The other student will be the listener and fill in the checklist (Worksheet 2).</p> <p>Then, take turns.</p> <p>The teacher will guide and listen to their answers.</p> <p>The teacher then will share common mistakes that they made and correct them in front of the class.</p>	S - S T - WC  10 mins	
5. Pronunciation Focused Task 2 (Topic Description)	To give students the opportunity to produce the target sounds in real communication	<p>Students will find a new partner.</p> <p>One student will use their own words to describe the topic in Worksheet 3.</p>	S - S T - WC  10 - 12 mins	



(Picture retrieved from:  
[https://www.salesforce.com/ca/blog/2015/  
10/creating-a-sales-presentation.html](https://www.salesforce.com/ca/blog/2015/10/creating-a-sales-presentation.html))

The other student will be the listener and fill in the checklist (Worksheet 4).

Then, take turns.

The teacher will guide and listen to their answers.

The teacher then will share common mistakes that they made and correct them in front of the class.

## Worksheet 1

Read the following words aloud.



(Retrieved from: <[https://www.freepik.com/free-vector/boy-with-book-reading-aloud\\_5353917.htm](https://www.freepik.com/free-vector/boy-with-book-reading-aloud_5353917.htm)>)

臟(zāng)	築(zhù)	章(zhāng)	賊(zéi)	裝(zhuāng)	周(zhōu)
走(zǒu)	轉(zhuǎn)	尊(zūn)	準(zhǔn)	攢(zǎn)	怎(zěn)
抓(zhuā)	展(zhǎn)				

圓桌(yuán zhuō)	胭脂(yān zhī)	挫折(cuò zhé)
證人(zhèng rén)	城鎮(chéng zhèn)	郎中(láng zhōng)
商戰(shāng zhàn)	滋長(zī zhǎng)	真誠(zhēn chéng)
災害(zāi hài)	采摘(cǎi zhāi)	直接(zhí jiē)
總統(zǒng tǒng)	眨巴(zhǎ ba)	

## Worksheet 2

Listen to your partner's speech and fill in the checklist. If he or she pronounces the 'zh' or 'z' sound and tones correctly, tick . If he or she mispronounces the 'zh' or 'z' sound or uses the wrong tone, please elaborate his or her mistakes.

	Correct	Mispronounced 'z' and 'zh'	Incorrect Tone		Correct	Mispronounced 'z' and 'zh'	Incorrect Tone
臟(zāng)				圓桌(yuán zhuō)			
築(zhù)				胭脂(yān zhī)			
章 (zhāng)				挫折(cuò zhé)			
賊(zéi)				證人 (zhèng rén)			
裝 (zhuāng)				城鎮 (chéng zhèn)			
周(zhōu)				郎中(láng zhōng)			
走(zǒu)				商戰 (shāng zhàn)			
轉 (zhuǎn)				滋長(zī zhǎng)			
尊(zūn)				真誠(zhēn chéng)			
準(zhǔn)				災害(zāi hài)			
攢(zǎn)				采摘(cǎi zhāi)			


	Correct	Mispronounced 'z' and 'zh'	Incorrect Tone		Correct	Mispronounced 'z' and 'zh'	Incorrect Tone
怎(zěn)				直接(zhí jiē)			
抓(zhuā)				總統(zǒng tǒng)			
展(zhǎn)				眨巴(zhǎ ba)			

[https://corpus.eduhk.hk/mandarin\\_pronunciation/](https://corpus.eduhk.hk/mandarin_pronunciation/)

### Worksheet 3

Describe the following topic.

我最(zui)喜愛的植(zhi)物



[https://corpus.eduhk.hk/mandarin\\_pronunciation/](https://corpus.eduhk.hk/mandarin_pronunciation/)



### Worksheet 4

Listen to your partner's speech and fill in the checklist. If he or she pronounces the 'zh' or 'z' sound correctly, tick . If he or she mispronounces the 'zh' or 'z' sound, please elaborate his or her mistakes.

Mispronounced 'z' and 'zh'	Incorrect Tones

[https://corpus.eduhk.hk/mandarin\\_pronunciation/](https://corpus.eduhk.hk/mandarin_pronunciation/)