

1

Lost and Found

Finding the lost projectors

Prepared by Ashley Yip

2

Guess what I have lost

- ➔ Ask 20 yes/no questions



Question with question tags

3

Seek
agreement



Falling
tone

Question



Rising
tone

https://corpus.eduhk.hk/english_pronunciation/

4

Take out your tablet



<https://bit.ly/2qN7gU4>

http://ec-concord.ied.edu.hk/phonetics_and_phonology/wordpress/exerciseIndex.html

➡ Intonation exercises 1,2

Learn from corpus

[How to](#)[Browse](#)[Search](#)[Resources](#)[About](#)

Search Passage

https://corpus.eduhk.hk/english_pronunciation/index.php/our-spoken-english/

Passage One (Suprasegmental)

Step 1: [NONE SELECTION] ^

Passage

Inappropriate pausing

Absence of pausing

Step 1: Absence of CV linking

Step 2: Inappropriate lexical stress

Step 3: Inappropriate intonation

Step 4:

Suprasegmental
Inappropriate intonation

But old habits won't change without a lot of hard work, will they?

Search Passage

Users can right-click the buttons and select "open in new tab" to view multiple speakers' speech data

Passage One (Suprasegmental)

Step 1: Inappropriate Information

How many HK and ML speakers have problems in saying this sentence?

Speaker: HK13	Speaker: HK14	Speaker: HK15
Speaker: HK17	Speaker: HK18	Speaker: HK19
Speaker: ML11	Speaker: ML12	Speaker: ML13
Speaker: ML15	Speaker: ML16	Speaker: ML17
Speaker: ML19	Speaker: ML20	Speaker: ML21
Speaker: ML23	Speaker: ML24	Speaker: ML25
Speaker: ML27	Speaker: ML28	Speaker: ML29
Speaker: ML31	Speaker: ML32	Speaker: ML33
Speaker: ML35	Speaker: ML36	Speaker: ML37
Speaker: ML39	Speaker: ML40	Speaker: ML41

102 (88%)

Listen to 3-5 samples.
What is their common problem?

[Search Result]

Speaker: HK04
Speaker: HK06
Speaker: HK12
Speaker: HK16
Speaker: HK20
Speaker: ML04
Speaker: ML06
Speaker: ML12
Speaker: ML16
Speaker: ML20
Speaker: ML24
Speaker: ML28
Speaker: ML32
Speaker: ML36
Speaker: ML40

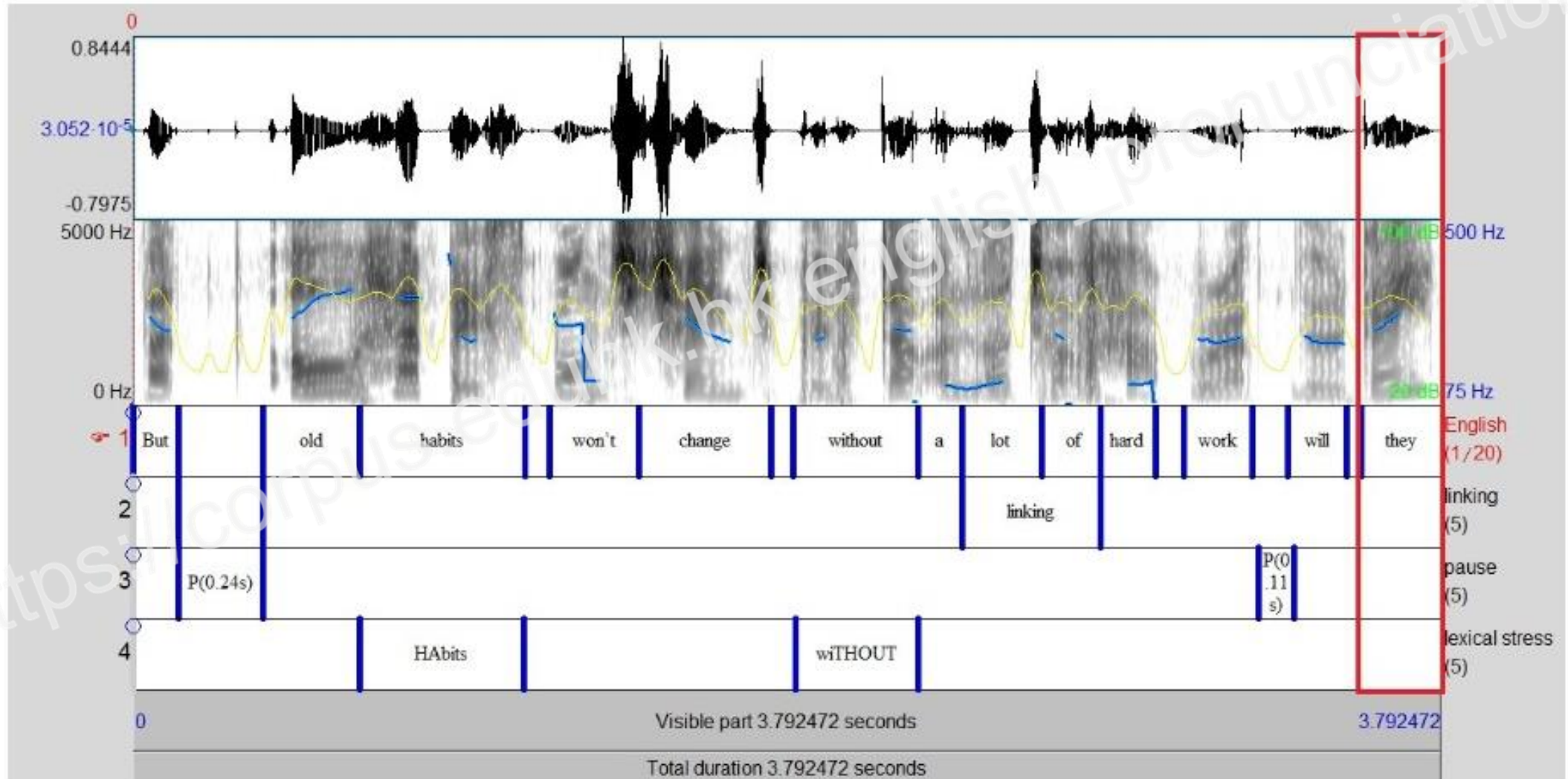
Speaker: ML45
Speaker: ML49
Speaker: ML53
Speaker: ML57
Speaker: ML61
Speaker: ML65
Speaker: ML69
Speaker: ML73
Speaker: ML77
Speaker: ML81
Speaker: ML85
Speaker: ML89
Speaker: ML93
Speaker: ML97
Speaker: SA01
Speaker: SA05
Speaker: SA09
Speaker: SA13
Speaker: SA17

Speaker: ML48
Speaker: ML50
Speaker: ML54
Speaker: ML58
Speaker: ML62
Speaker: ML66
Speaker: ML70
Speaker: ML74
Speaker: ML78
Speaker: ML82
Speaker: ML86
Speaker: ML90
Speaker: ML94
Speaker: SA02
Speaker: SA06
Speaker: SA10
Speaker: SA14
Speaker: SA18

Speaker: ML47
Speaker: ML51
Speaker: ML55
Speaker: ML59
Speaker: ML63
Speaker: ML67
Speaker: ML71
Speaker: ML75
Speaker: ML79
Speaker: ML83
Speaker: ML87
Speaker: ML91
Speaker: ML95
Speaker: SA03
Speaker: SA07
Speaker: SA11
Speaker: SA15
Speaker: SA19

Speaker: ML46
Speaker: ML52
Speaker: ML56
Speaker: ML60
Speaker: ML64
Speaker: ML68
Speaker: ML72
Speaker: ML76
Speaker: ML80
Speaker: ML84
Speaker: ML88
Speaker: ML92
Speaker: ML96
Speaker: SA04
Speaker: SA08
Speaker: SA12
Speaker: SA16
Speaker: SA20

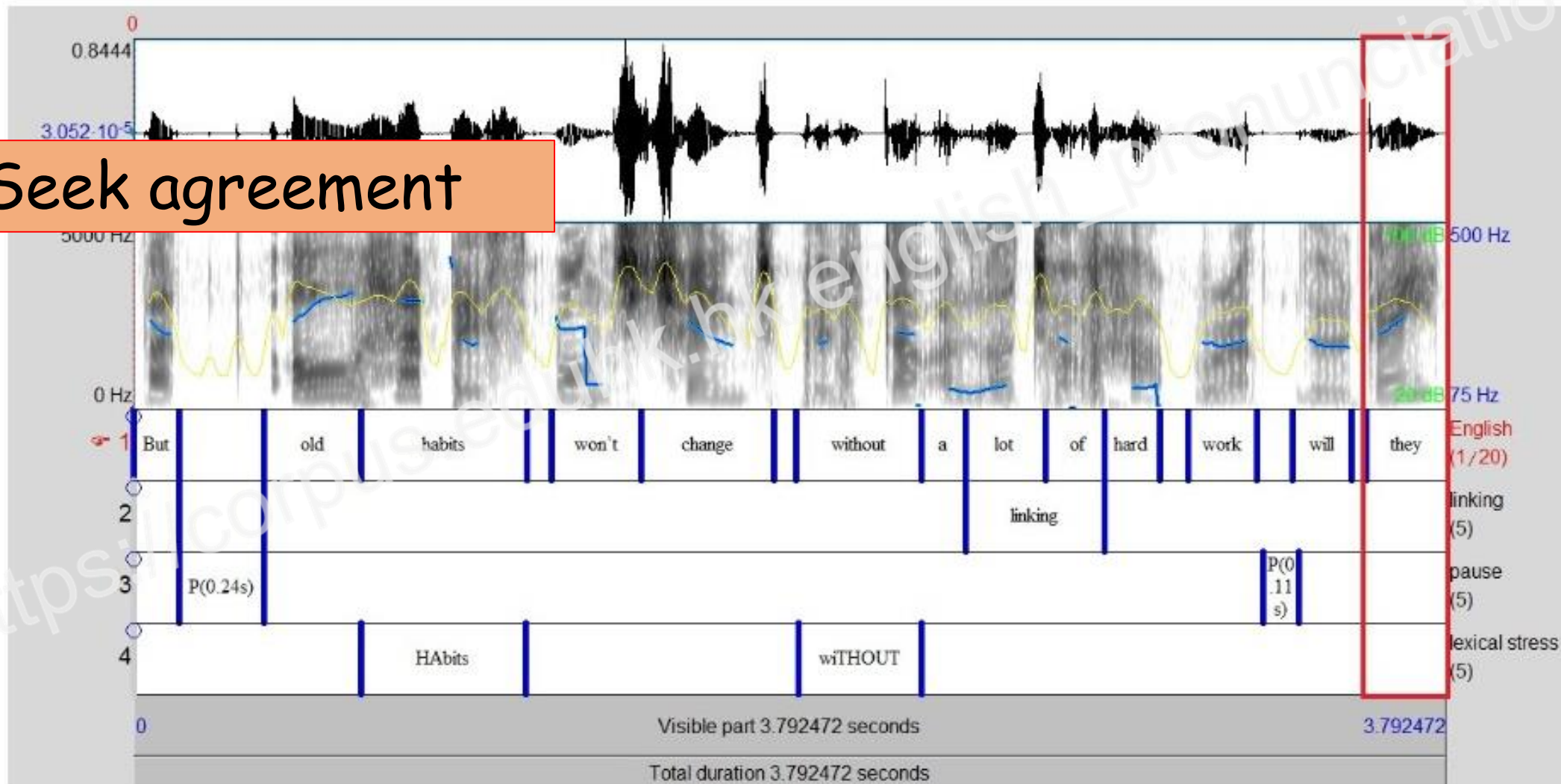
Rising intonation



What is the purpose of this sentence?

8

Seek agreement



How should we ask this question?



But old habits won't change without a lot of hard work, will they?

Falling intonation

Take out your tablet



<https://bit.ly/2qN7gU4>

➔ Intonation exercises 4,5

Exercise 4 Question tag intonation 1

Instruction: Listen to the recording and pay attention to the intonation. Does the speaker's voice go up or down at the end? Please tick the correct box.

1. You're from Poland, aren't you? up / down
[Check Answer](#)

2. Your name's Jack, isn't it? up / down
[Check Answer](#)

3. You live in Warsaw, don't you? up / down
[Check Answer](#)

Intonation Rule

1. When you are sure and simply encouraging a response, the intonation goes down in the question tag. You simply want someone to agree with you.
2. When you are unsure and want to check information, the intonation goes up in the question tag. You are really asking a question.

Exercise 5 Question tag intonation 2

Instruction: The intonation of the tag questions usually goes up when you are unsure of the answer. It goes down when you simply want the audience to agree with you. Listen to the recording of the following sentences and choose the intended meaning by ticking the correct box.

1. You're from Hong Kong, aren't you? Sure / Unsure
[Check Answer](#)

2. 2. We are going tonight, aren't we? Sure / Unsure
[Check Answer](#)

3. He doesn't live that far away, does he? Sure / Unsure
[Check Answer](#)

4. Fanny made loads of mistakes, didn't she? Sure / Unsure
[Check Answer](#)

5. Michael will join us, won't he? Sure / Unsure
[Check Answer](#)

6. You can do it, can't you? Sure / Unsure
[Check Answer](#)

7. We should listen carefully, shouldn't we? Sure / Unsure

How do we form a sentence with question tag?

Question tags

12

You're from Hong Kong, **aren't you?**

Yes, I am.

He doesn't live that far away, **does he?**

No, He doesn't.

Fanny made loads of mistakes, **didn't she?**

Yes, she did.

Michael will join us, **won't he?**

No, he won't.

Question tag is a short sentence put at the end of a sentence.

Question tags

13

You're from Hong Kong, **aren't you?**

Yes, I am.

He doesn't live that far away, **does he?**

No, He doesn't.

Fanny made loads of mistakes, **didn't she?**

Yes, she did.

Michael will join us, **won't he?**

No, he won't.

Auxiliary verb + Pronouns

Question tags

14

You're from Hong Kong, **aren't you?**

Yes, I am.

He doesn't live that far away, **does he?**

No, He doesn't.

Fanny made loads of mistakes, **didn't she?**

Yes, she did.

Michael will join us, **won't he?**

No, he won't.

**Opposite Polarity (+ve → -ve
-ve → +ve)**

Question tags

15

➔ A **positive statement** takes a negative tag

You're from Hong Kong, **aren't you?**

Yes, I am.

➔ A **negative statement** takes a positive tag

He doesn't live that far away, **does he?**

No, He doesn't.

Intonation of question tags

16

Up or Down?

Seeking
agreement/
confirmation

Real question
Request
information/action

Today...

17



A school lost 3 projectors 2 days ago.



You are police officers who are responsible for investigating the case.

Today



Search for the thief and the lost projectors!

Task 1

20



Find the truth behind the incident and where the projectors are!


Task 1- Spot the differences

➔ **Before and After**

<https://corpus.eduhk.hk/english/20pronunciation/>


Task 1- Spot the differences

➤ Before



Task 1- Spot the differences

➤ After




Task 2 - Sharing clues

- Groups of 6
- Each of you has different information on different person
- Question tag
 - Seek confirmation → **Falling intonation**
 - Ask question → **Rising intonation**
- Aware of conflictual information and question!

Task 2 - Sharing clues

Shelly


- ➔ Didn't come back to school
- ➔ Being bullied



Task 2 - Sharing clues

Neal


- Acted suspiciously
- Increase in pocket money
- Spent on luxurious items
- Part-time job



Task 2 - Sharing clues

Joey

- Saw Shelly at the school gate
- After school
- On the day of the incident



Task 3 Finding the truth and lost items

- ▶ Data file
- ▶ Personalities, background information on different students
- ▶ Pick on person: Most likely to be involved in the incident
- ▶ Location of the projectors now:
Where and why? (Spot the differences!)

Truth

Mickey

- Likes to prank
- Picked on Shelly
- Didn't attend detention class
- Hid the projectors near the desk
- Suspended

