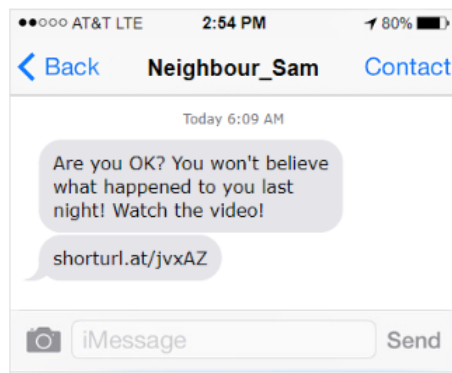


Vocabulary building: Telling the difference between 'switch on' and 'open'








Name: _____ () Class: 1 __ Date: _____





Situation: You are Ernie, a Secondary 1 student in Hong Kong. Currently, you are staying at your grandmother's house in California. Last night, something happened to you and you are trying to recall the details.
































Task 1: You received a text from your neighbour, Sam, about what happened last night. Watch the video.





































Task 2: You are writing a blog entry about the incident. Fill in the blanks with either 'switch on' or 'open'. Remember to use the correct forms of the verbs.



Save Draft Preview Publish 

Paragraph 

ABC 

Nearly got abducted by aliens!

Hi, friends of Earth! I am glad that I still live to tell the story. You will never believe what I am about to tell you.

Last night, a strong beam of light appeared outside my house. It was very bright as if someone had _____ a giant flashlight outside in the field. The light came from a giant saucer that appeared outside my window. Somehow the aliens _____ the light to lift me off my bed and push me out of the window. I regretted so much that I _____ the window before I went to bed because that made me an easy target for them. The aliens must have a hard time abducting me because they kept bumping my head into the walls and ceilings like a pinball. I guess they tried to _____ a different switch to see which one worked! The worst part is that after so many tries, I had developed a lump on my head. It is strange that I did not _____ my eyes when I was being thrown around in the room like that. Finally, they got me out of my house and up into the sky. Then, they _____ the door at the bottom of the spacecraft to let me in. But when I nearly got inside the ship, they shut off the light beam and I went falling from the sky at high speed. Luckily, they _____ the power again and got me just in time. They brought me back in my bed and cleaned up the mess. I am so confused. How can they do all of this without me knowing and how come it took them so long to get me into their spaceship?

Have you ever had similar experiences before? Leave a comment below to share your story or to ask a question.

Lesson designed by Ms. Po Yin Wong [Competition no: HK 1]

Task 3: Before you publish your blog post, you decide to double-check the usage of ‘switch on’ or ‘open’ on Word and Phrase to see if you have used them correctly. You are taking some notes on the concordance lines.

WORD	switch	SEARCH	RESET
LIST FROM #	(1-60,000)		
PART OF SPEECH	<input type="checkbox"/> NOUN <input checked="" type="checkbox"/> VERB <input type="checkbox"/> ADJ <input type="checkbox"/> ADV <input type="checkbox"/> MISC		

WORD AND PHRASE . INFO				DAVIES	BYU	COCA
FREQUENCY LISTS - ANALYZE TEXTS - ALL GENRES - ACADEMIC				LOG IN	HELP	

16	FIC	pleased him , that seemed to slip inside his skin and	switch	on	a light . It was that look of pleasure that had
18	FIC	lights I suppose , went on , and I remembered to	switch	on	a spotlight I carried on one of my many limbs .
19	SPOK	n't see . ' Mr-WOLFE : Well , I have to	switch	on	a switch in my -- consciously -- in my brain to
20	FIC	black . After his first sip he used a remote-control to	switch	on	a TV set . It was tuned to CNN , and
28	FIC	all afraid , " Brooke said soothingly as she turned to	switch	on	more lights . " No ! " Alex yelled , his
30	MAG	used to this style of play . If you do n't	switch	on	screens , he 'll pull up from areas most players wo
32	FIC	of her black turtleneck as she waited for the Dowlings to	switch	on	the closet light and find her squatting there , a thief
33	FIC	ignition ; the engine beeped twice , but he did n't	switch	on	the headlights . Instead , he placed his hands on the
34	FIC	and sulked in the dark guest room . They did n't	switch	on	the light . Electricity was too dear , and it would
35	FIC	opening and closing . Some days one of us remembers to	switch	on	the radio , but not today . At four Tee goes
36	NEWS	in the stomach from a New York police officer trying to	switch	on	the same flashlight model . At least three other people in
38	FIC	her to fall asleep beside him . He wished he could	switch	on	the TV to see how the Sox did that night --
50	NEWS	Sunday aimed at the plant 's Unit 4 while preparing to	switch	power back on for	the first time since a March 11 earthquake

WORD	open	SEARCH	RESET
LIST FROM #	(1-60,000)		
PART OF SPEECH	<input type="checkbox"/> NOUN <input checked="" type="checkbox"/> VERB <input type="checkbox"/> ADJ <input type="checkbox"/> ADV <input type="checkbox"/> MISC		

WORD AND PHRASE . INFO				DAVIES	BYU	COCA
FREQUENCY LISTS - ANALYZE TEXTS - ALL GENRES - ACADEMIC				LOG IN	HELP	

40	FIC	3 : Bottom 's strange singing wakes Titania up . She	opens	her eyes	and he 's the first thing she sees .
44	FIC	'll need a picture , " I said . # He	opened	his briefcase	took out a photo , and handed it to
45	MAG	his car for five minutes talking on the radio , only	opened	his door when	Richard came out of the house . By now
46	FIC	LeRoi knelt and lifted up his uncle 's head . Jake	opened	his eyes slowly	" I 'm gut-shot , boy . I
50	FIC	of each of them is like this . " # Gillooley	opened	his folder and	flipped the files over his thumb . # "
112	FIC	... I 'll show you . " # She	opened	the drawer and	lifted some note pads . " There they all
115	FIC	be trying to stare me down . After five beers I	open	the envelope and	remove two sheets of paper . This is what
117	NEWS	is slow , " observed pharmacist Ted Billinger , whose father	opened	the family drug store	in 1953 . Farmers and ranchers ' will
118	FIC	she hung up the phone , she felt uneasy as she	opened	the file on	her bed . " And now for a look
137	FIC	and , ravenous , I devoured it . Then , after	opening	the window a	crack , I undressed and turned back the thick

Notes on the concordance lines

- ❖ Nouns found **after** ‘switch on’: _____
- _____
- ❖ Nouns found **after** ‘open’: _____
- _____
- ❖ Comparing the two lists above.
 - What I notice about the nouns used after ‘switch on’
‘Switch on’ is followed by nouns that talk about _____
 - _____
 - What I notice about the nouns used after ‘open’
‘Open’ is followed by nouns that talk about _____
 - _____
- ❖ The verbs ‘switch on’ and ‘open’ can / cannot be used interchangeably because **the meaning** of the sentence will / will not change.

Task 4: Compare the notes with your writing buddy. Share what you notice about the use of 'switch on' and 'open' in Task 3, jot down any differences or similarities and draw a conclusion.

- ❖ What my writing buddy notice in the use of 'switch on' and 'open'

- ❖ Rules in using 'switch on' and 'open'

- 'Switch on' is **followed by** nouns that talk about _____ whereas 'open' cannot be used to talk about _____. 'Open' is **followed by** nouns that talk about _____.

Task 5: Reflect and React

- ❖ Go back to **Task 1** and (circle) the nouns **after** the blanks.

- ❖ Look at how you use 'switch on' and 'open' in the blog post. As you read, compare your answers to the two lists in **Task 3**.

- Did you use 'switch on' correctly in the blog post?

Yes / No, I did / did not because _____.

- Did you use 'open' correctly in the blog post?

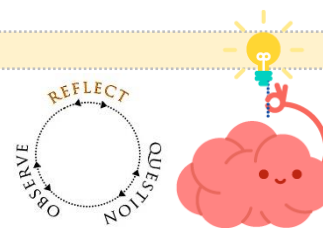
Yes / No, I did / did not because _____.

- A question that I have: _____

- ❖ Now, use a different colour pen to make corrections on your blog post if necessary.

- ❖ Ask your writing buddy to proofread your blog post for one last time before you publish it. Also, ask him or her the question that you have.

- ❖ Well done! 😊 You have published your blog post.



Task 6: Exit slip

2 things that you have learnt in class today

1. _____
2. _____

1 thing you want to know about

How do you feel about today's class?



Why?

I feel _____ because _____

Task 7 (Homework): You've got a comment on your blog post! Read the comment from Scott and respond to his request. You can choose to (1) create a comic strip, (2) make a short video or (3) simply write another blog entry about the incident. Use the information below on making comic strips and short videos. You may watch the video in Task 1 and look at the following pictures to help you remember what happened that night.

1 Comment








Scott

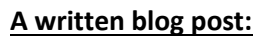
May 15, 2020, 11:44 AM · Reply

OMG! 😞😞 This is mind-blowing! What happened after they put you back in your bed and cleaned up the mess? Can't wait for your next blog post about that.


★ Liked by 2 people

How to make a comic strip	How to make a short video
<p>How to make comic strips online https://www.storyboardthat.com/storyboard-creator</p> <p>Vocabulary support: https://www.wordandphrase.info/ </p> <p>A to-do list: What I need to have in the comic strip</p> <ol style="list-style-type: none"><input type="checkbox"/> A title<input type="checkbox"/> Characters<input type="checkbox"/> Captions<input type="checkbox"/> Speech bubbles  / Thinking bubbles <input type="checkbox"/> Objects<input type="checkbox"/> Action words showing the sounds<input type="checkbox"/> To have at least 6 boxes<input type="checkbox"/> Proofreading (Word and Phrase) <p>An example: BY DELILAH S. DAWSON & JOHN CHALOS</p>  <p>Panel 1: HI, I'M RICHARD. I'M NOT USUALLY THIS FORWARD BUT I COULDN'T HELP NOTICING THE SHINE ON YOUR SHELL. DO YOU BUFF IT?</p> <p>Panel 2: YOU COULD AT LEAST ACKNOWLEDGE MY EXISTENCE. I'M A... I'M A REALLY NICE GUY. I JUST CAN'T HANDLE ANY MORE REJECTION. GAA!</p> <p>Panel 3: I THOUGHT RICHARD WAS DATING THAT MOTORCYCLE HELMET HE MET LAST WEEK. THAT DUDE NEEDS GLASSES.</p>	<p>How to make YouTube videos on your phone: https://www.youtube.com/watch?v=am7kaAerVCQ</p> <p>Vocabulary support: https://www.wordandphrase.info/ </p> <p>A to-do list: What I need to have in a short video</p> <ol style="list-style-type: none"><input type="checkbox"/> A title<input type="checkbox"/> A script / A drama script<input type="checkbox"/> Host and interviewee / Characters<input type="checkbox"/> Props<input type="checkbox"/> Pictures<input type="checkbox"/> A phone<input type="checkbox"/> Proofreading (Word and Phrase) <p>An example: An interview: An alien abducted my family and I can prove it! https://www.youtube.com/watch?v=93elxGqDZKg</p>


Bits and pieces of what you remember about what happened when they put you back in your bed and cleaned up the mess. Make use of 'switch on' or 'open' in your blog post to describe the actions below.

[illegible]






A comic strip:








A video:


































+









































Save DraftPreviewPublish

Paragraph

B*I*

ABC



Task 8 (At the start of the next lesson – Gallery Walk): Post your blog post on the noticeboards. Now, read two blog posts and leave each a comment.


1 Comment



• Reply

★ Liked by 2 people

1 Comment



• Reply

★ Liked by 2 people

Task 9 (After Gallery Walk): Read the comments from your readers and make changes to your blog post.